

Albert's ABCs



Event Kit



WHAT'S INCLUDED

- What Are Albert and Baxter Feeling?
- Kindness Checklist
- Building Blocks Race
- Playing with Blocks
- Siblings Coloring Sheet
- Albert Coloring Sheet

ABOUT THE BOOK

Over the course of a day, big brother Albert manages his interactions with his little brother Baxter and the feelings that result, in this relatable romp through the alphabet.


Big brother Albert gets increasingly frustrated with little brother Baxter.

Crying! Diaper! Hungry! Irritated! A normal day and a familiar sibling interaction escalate alphabetically until Grandma resolves all the problems, with an X for a good-night kiss, followed by Yawn, and, of course, ZZZZ.

MEET THE CREATOR



HENRY COLE has published almost 150 books for children, some of which he has both written and illustrated, including *Homer on the Case* and *The Somewhat True Adventures of Sammy Shine*, and some he has illustrated, including bestsellers such as *Three Hens and a Peacock*, *And Tango Makes Three*, and books by Julie Andrews Edwards and Harvey Fierstein. A former fourth-grade science teacher who grew up on a farm, he is the youngest of six siblings.



By Henry Cole
Kit may be reproduced at no charge.



 PEACHTREE


PeachtreeBooks.com
Illustrations © 2024 by Henry Cole



WHAT ARE ALBERT AND BAXTER FEELING?

Draw a line from the emotion to the correct image to match what Albert and Baxter are feeling.



IRRITATED

WORRIED

HAPPY

TIRED

SAD



By Henry Cole
Kit may be reproduced at no charge.



PeachtreeBooks.com
Illustrations © 2024 by Henry Cole



KINDNESS CHECKLIST

Have you done something nice for a sibling, loved one, or friend today?

SHARE YOUR TOYS


SAY SOMETHING NICE

HELP OUT

LET THEM GO FIRST

GIVE A HUG

SAY THANK YOU







BUILDING BLOCKS RACE

Help Baxter race to the blocks.

START



FINISH



By Henry Cole
Kit may be reproduced at no charge.





PLAYING WITH BLOCKS

Make your own blocks for the little ones in your life to play with!

MATERIALS

- Cardboard (can use a cereal box)
- Clear packing tape or contact paper
- Markers or crayons
- Scissors
- Glue stick


INSTRUCTIONS

1. Trace the pattern on the next page onto cardboard.
2. Cut out the pattern, making sure to include the tabs.
3. Using markers or crayons, color each square or draw a letter in it.
4. Fold in tabs and glue edges of block together.
5. Cover the block with clear packing tape or contact paper to make more toddler friendly.
6. Repeat as many times as needed to create the number of blocks you want.



HOW TO ENGAGE WITH TODDLERS USING BUILDING BLOCKS

1. Have them stack the blocks as high as they can.
2. Have them sort the blocks by color or by letter.
3. Have them fill up a bowl with the blocks, then dump them all out.
4. Pass a block back and forth.



By Henry Cole
Kit may be reproduced at no charge.


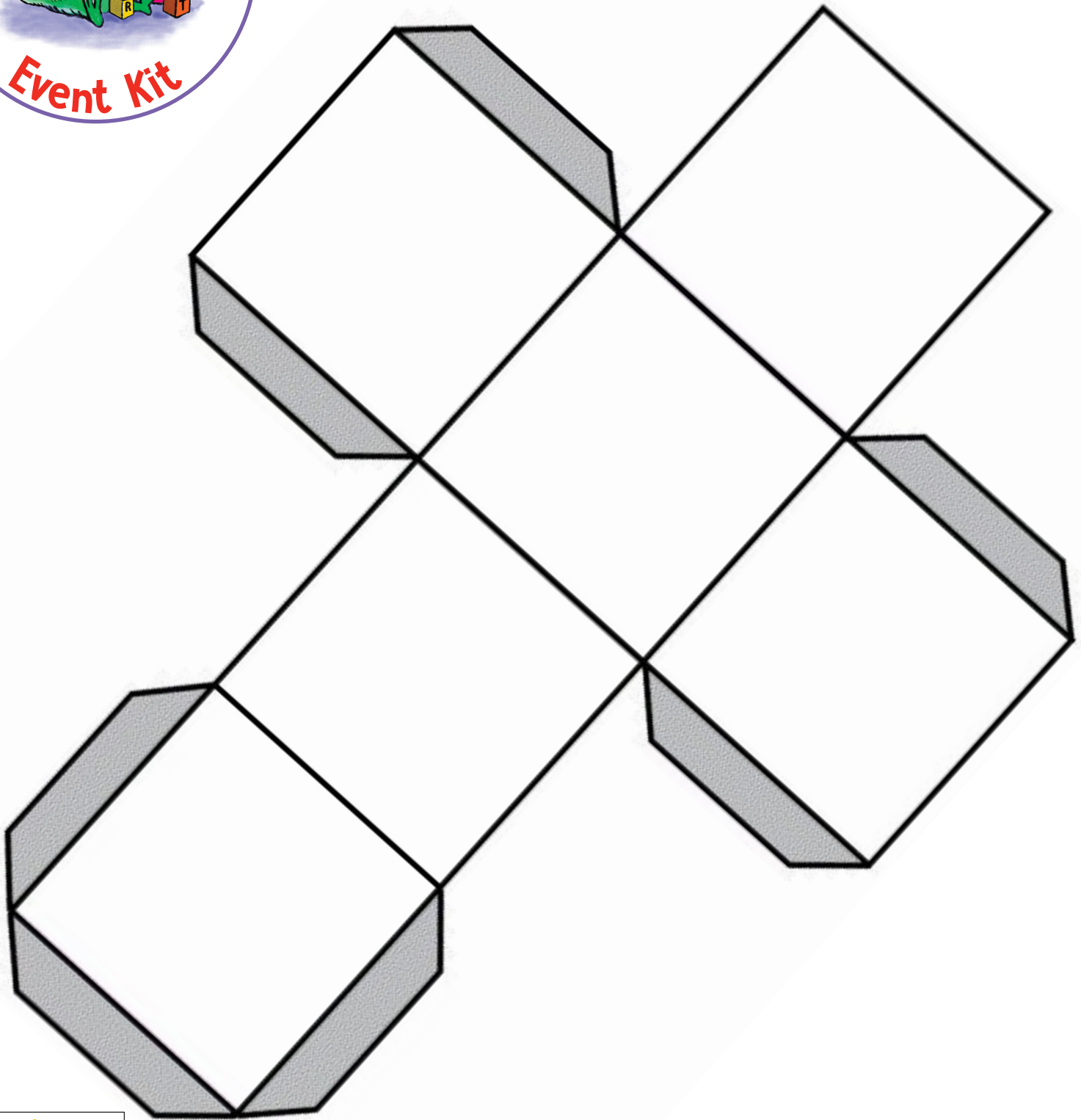



PeachtreeBooks.com
Illustrations © 2024 by Henry Cole




PLAYING WITH BLOCKS

Make your own blocks for the little ones in your life to play with!




By Henry Cole
Kit may be reproduced at no charge.




PeachtreeBooks.com
Illustrations © 2024 by Henry Cole




SIBLINGS COLORING SHEET





By Henry Cole
Kit may be reproduced at no charge.




PeachtreeBooks.com
Illustrations © 2024 by Henry Cole




ALBERT COLORING SHEET



By Henry Cole
Kit may be reproduced at no charge.




PeachtreeBooks.com
Illustrations © 2024 by Henry Cole