

# King & Kayla



## ACTIVITY KIT

# King & Kayla

A lovable dog helps his human girl solve mysteries. With simple, straightforward language and great verbal and visual humor, the easy-to-read *King & Kayla* series from Geisel Honor Award-winning team Dori Hillestad Butler and Nancy Meyers is perfect for newly independent readers.

## MEET THE CREATORS










**Dori Hillestad Butler** is the author of over sixty works of fiction and nonfiction for young readers. She has also been nominated for children's choice awards in nineteen different states and won the 2011 Edgar Award for the best juvenile mystery for *Buddy Files: Case of the Lost Boy*. She lives in Washington. You can visit her website at [www.kidswriter.com](http://www.kidswriter.com).



**Nancy Meyers** is a graphic designer and illustrator. She lives in Minnesota. To see more of her work, visit [www.nancydrewit.com](http://www.nancydrewit.com).

## Books in the *King & Kayla* Series:



Check out the *King & Kayla* Series Guide for more Common Core-aligned activities and discussion topics!

For more information, visit the series page at [PeachtreeBooks.com/series/king-kayla](http://PeachtreeBooks.com/series/king-kayla)

May be reproduced at no charge.

 PEACHTREE



PeachtreeBooks.com  
Illustrations © by Nancy Meyers

# King & Kayla

## Kayla's Peanut Butter Dog Treats




### Ingredients:

- 2 cups of flour
- 1 cup of rolled oats
- 1 cup of peanut butter
- 2 large eggs
- 1/2 cup milk (+ more if dough is too dry)

### Instructions:

1. Preheat the oven to 300 degrees.
2. In a large bowl combine the flour and oats.
3. In another bowl, whisk the eggs and milk together. Add eggs/milk mixture and peanut butter to the dry mixture and mix until all the ingredients are well blended. (If dough seems dry, add more milk a tablespoon at a time, until the dough comes together.)
4. Flour a flat surface and a rolling pin. Roll out the dough to about a 1/4 inch thickness.
5. Use a cookie cutter to cut out treats and place them on a greased cookie sheet.
6. Bake for 30 minutes until golden brown and crisp.
7. Allow to cool completely before feeding.

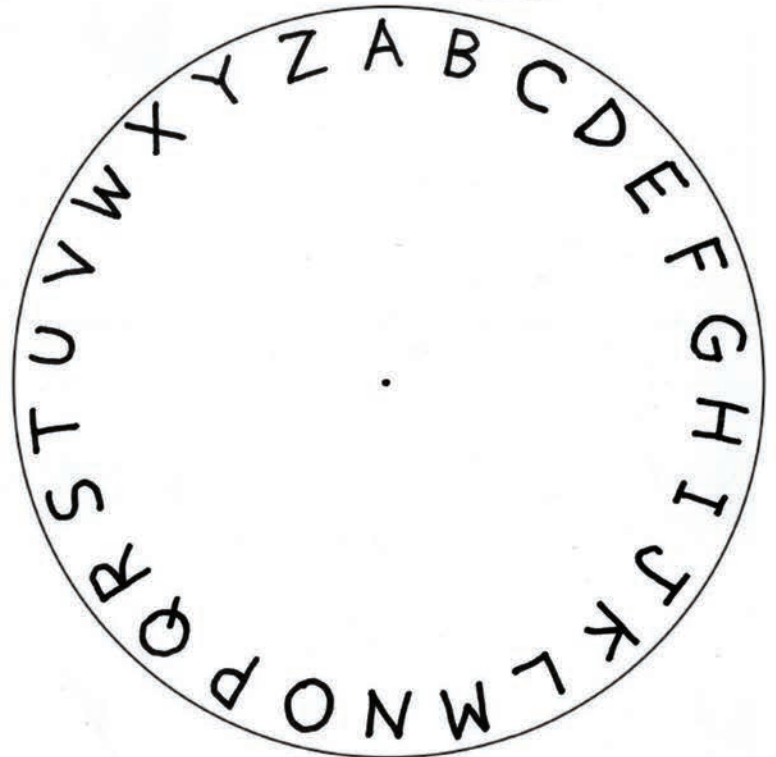


Adapted from: <https://makefirstbitecount.wordpress.com/2014/08/01/homemade-peanut-butter-oatmeal-dog-treats/?postpost=v2#content>

# King & Kayla

## Make your own decoder!


Layer the circles and push a brad through the middle. You're ready to start cracking codes with King and Kayla!







# King & Kayla

Help King, Thor, and their new friend find the ball at the end of the maze!



# King & Kayla

Help King, Thor, and their new friend find the ball at the end of the maze!



# King & Kayla

## DIY Pouch for Your Own Lost Tooth!


### What You'll Need:

- A piece of white felt
- A piece of felt in your favorite color
- Scissors (and a grown-up to supervise)
- Fabric glue
- Iron (optional)

### Instructions:

1. Cut a tooth shape out of the white felt.
2. Cut a long rectangle shape out of the colored felt.
3. Fold the bottom of the rectangle a little bit more than half of the way up and crease it to form a pocket shape.
4. Place a thin line of fabric glue up each side of the inside of your felt pocket. You can use a book or something heavy to help hold it down while it dries!
5. Once it's dried, use the fabric glue to glue the tooth-shaped felt onto the front of the pocket, again using a book to hold it down while it dries.

Optional: Ask a grown-up to iron down the top flap.




Source: <https://www.pbs.org/parents/crafts-and-experiments/no-sew-tooth-fairy-pouch>

# King & Kayla

Draw a map to help King and Kayla find Fred's family!

- Using the description in *King & Kayla and the Case of Found Fred* (and your imagination!), draw a map of the lake in the space below.
- Include Grandma's house, a few of her neighbors' houses, and the campground.
- Decorate your map with trees, boats, and more.
- Don't forget to include a key (or legend) that tells your map readers about the items you've included.

And if you'd like, use the back of this page to draw a map of your own neighborhood.



May be reproduced at no charge.



PeachtreeBooks.com  
Illustrations © by Nancy Meyers



# King & Kayla

Here are some clues from *King & Kayla and the Case of the Unhappy Neighbor*. Can you find what page matches each clue?



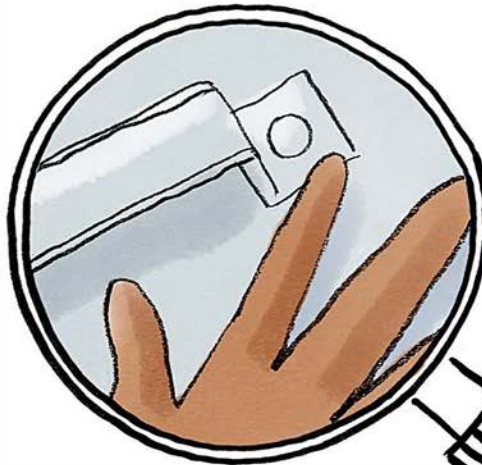
This clue is on page:

\_\_\_\_\_




This clue is on page:

\_\_\_\_\_



This clue is on page:

\_\_\_\_\_



# King & Kayla

Help King, Kayla, Asia, and Mason retrace the events of the day by correctly ordering their activities below (from 1-5). Read *King & Kayla and the Case of the Gold Ring* to find the answers.



\_\_\_\_\_ Kayla, Mason, and Asia washed their hands.



\_\_\_\_\_ Kayla, King, Mason, and Asia played in the snow outside.



\_\_\_\_\_ Kayla, Mason, and Asia had hot chocolate in the kitchen.



\_\_\_\_\_ They all watched TV on the couch.



\_\_\_\_\_ Mom put the wet clothes in the dryer.

Answers: 3, 1, 4, 5, 2

May be reproduced at no charge.





# King & Kayla

Help King and Kayla find all the words from *King & Kayla* and *the Case of the Lost Library Book* in this word search!

DOG  
HUMAN  
LIBRARY  
BOOK  
STORIES  
RIBBIT  
MISSING  
TRADE  
BASKET  
LOST  
PENCIL  
SMELL

F	B	K	F	L	N	J	N	U	L	D	K	Y
P	P	Y	P	J	U	C	M	X	G	T	T	W
F	X	N	M	E	E	A	X	M	Y	I	A	V
G	E	R	X	D	N	C	W	K	B	F	C	N
P	M	H	B	A	A	C	C	B	P	Z	F	V
W	E	G	B	V	G	F	I	N	Q	L	K	Z
W	K	Q	U	O	L	R	K	L	L	V	U	R
J	H	Y	S	T	O	R	I	E	S	C	D	X
N	U	P	Z	R	S	K	M	S	S	T	O	Q
O	M	B	I	B	T	S	N	D	B	R	G	O
B	A	S	K	E	T	D	G	C	W	A	P	K
T	N	S	E	C	W	L	H	G	J	D	R	V
L	I	B	R	A	R	Y	B	L	D	E	L	X
Q	B	A	M	I	S	S	I	N	G	Z	U	J
A	Y	G	M	M	W	S	Z	B	I	S	Z	C



# King & Kayla



Help King, Kayla, and Raj find Raj's cat Blue!

Fill out this Lost Cat poster, using the clues found in *King & Kayla and the Case of the Cat Hunt*. Don't forget to draw a picture of Blue in the blank space!

## Lost Cat

Name: \_\_\_\_\_

Description: \_\_\_\_\_

\_\_\_\_\_

Last Seen: \_\_\_\_\_

If found, please contact: \_\_\_\_\_


\_\_\_\_\_





# King & Kayla

Help King find his ball!  
How many other matching  
pairs can you find?



# King & Kayla

Draw some of King's favorite things!



# King & Kayla

Write or draw what King is thinking!



# King & Kayla Be a Problem Solver Like King!

Here is what I know about the problem.



Here is what I don't know about the problem.



Here is my plan to solve the problem.

